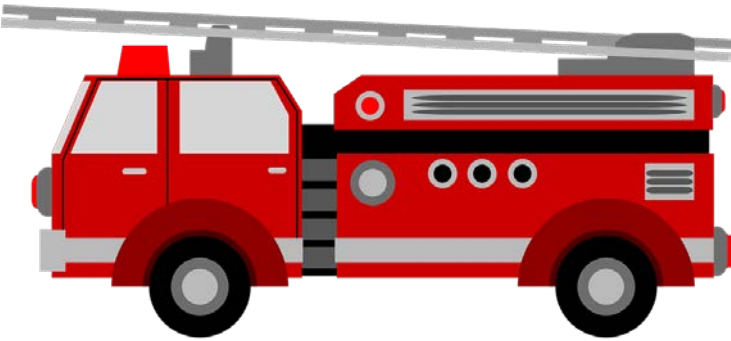


FIRETRUCK FOLLOWING DIRECTIONS

Give your child the chance to drive to the rescue and practice following directions

THINK ABOUT . . .

This activity is designed to help your child practice following directions. Following multi-step directions takes focus and auditory skill to remember several pieces of information presented verbally. Using the Listening and Spoken Language strategy of "Wait Time" will be crucial. Children with hearing loss may need extra time to think before they can formulate a response. This provides your child time to respond before you provide support.



ACTIVITY

- 1- Discuss with your child the features and functions of each location.
- 2- Explain to your child that his/her firetruck needs to go rescue people.
- 3- Begin with a one-step direction (the firetruck needs to rescue people at the school).
- 4- Have your child drive the firetruck to the location.
- 5- Give your child support as needed until he/she can complete the instruction independently.
- 6- Alternate between having your child follow the direction and giving you a direction to follow.
- 7- As your child has mastered one step directions, start two step directions (the firetruck needs to rescue people at the school and hospital) and three-step directions (the firetruck needs to rescue people first at the school, then at the hospital and last at the restaurant).

MATERIALS NEEDED:

- Firetruck picture
- Locations for the firetruck to drive to
- Sticky tack/tape

PREPARATION:

- 1- Print firetruck and city landmarks.
- 2- Hang up the landmarks around your house (a hallway is a good place) using sticky tack or tape.
- 3- Cut out the fire truck and get ready to go to the rescue.

VOCABULARY:

- First
- Next
- Last
- Store
- Skyscraper
- School
- Restaurant
- House
- Park
- Hospital
- Farm
- Bank

HELPFUL TIPS:

- Think about how long you think is an appropriate time to wait for a response... then wait a few more seconds.
- These directions can be easily incorporated into daily activities like setting the table, getting ready to go outside, or making dinner.

Special thanks to graduate students in the Listening and Spoken Language Deaf Education graduate training program at Utah State University. These pages can be reproduced for educational purposes.

©Utah State University, Department of Communicative Disorders and Deaf Education



FIRETRUCK FOLLOWING DIRECTIONS

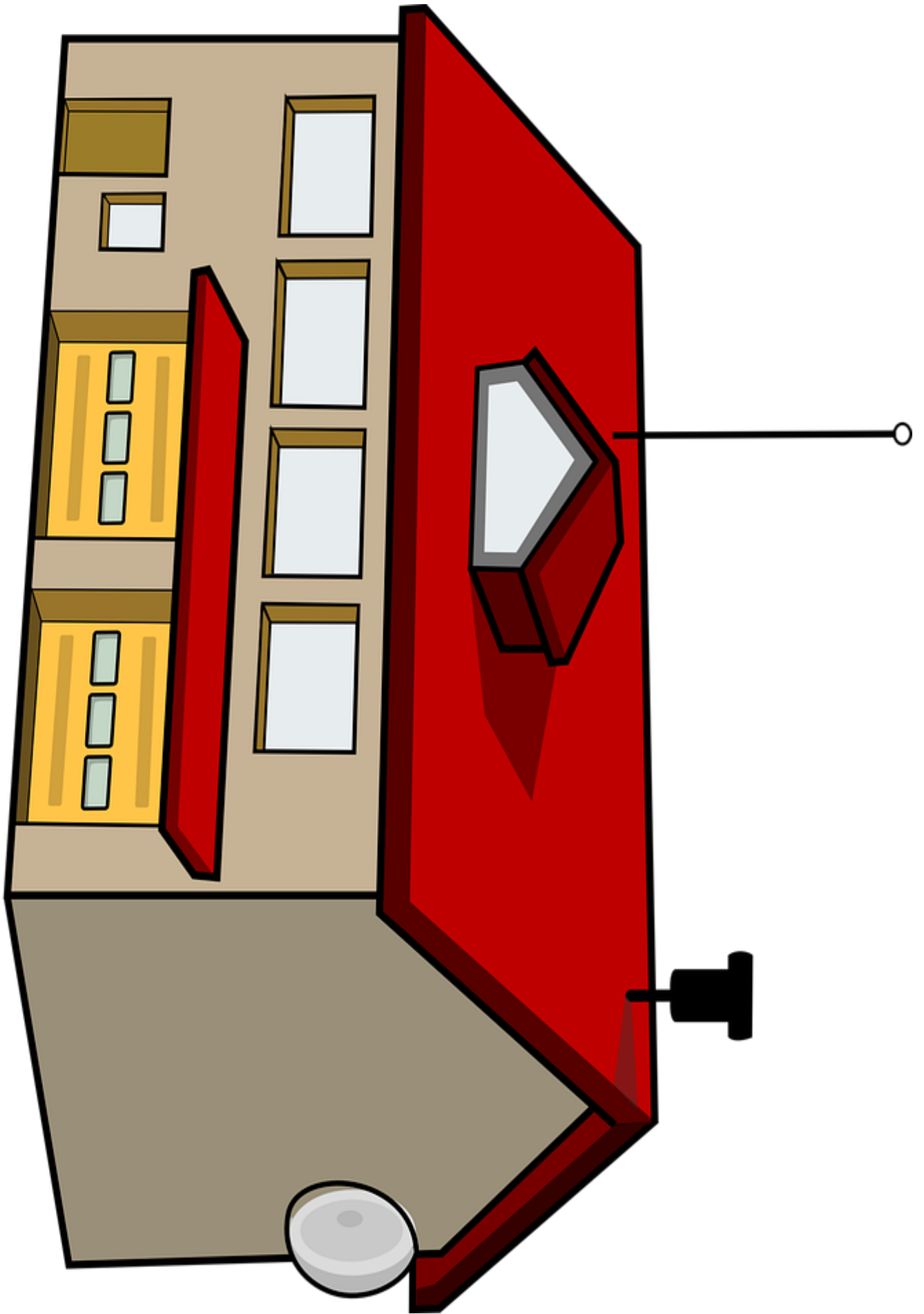
LANDMARKS




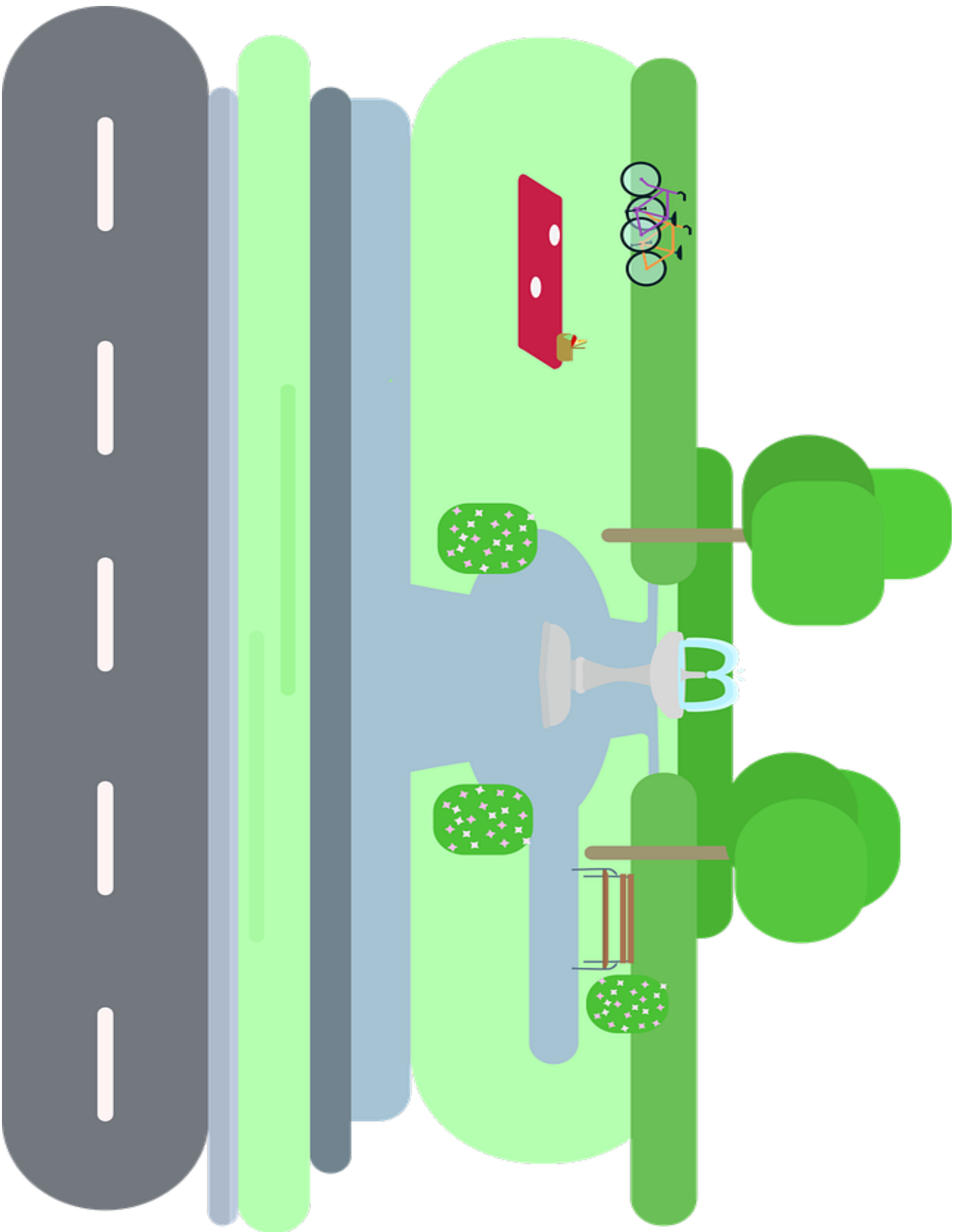
BANK





365
















shop

