


SPACESHIP COLOR

Color the spaceship by looking at the shapes!

THINK ABOUT . . .

Recognizing shapes can be difficult for children to grasp. Give your child lots of practice to look at shapes and their distinct looks. This spaceship color page will have your child excited to learn about each of the shapes while also reinforcing colors! Use the Listening and Spoken Language strategy of expansion by adding to what your child says.



MATERIALS NEEDED:

- Spaceship color PDF
- Crayons/coloring pencils

PREPARATION:

- 1- Print out the Spaceship Color PDF
- 2- Set out coloring tools

ACTIVITY

- 1- Print out the Spaceship Color PDF.
- 2- Explain to your child that he/she is going to color the spaceship by looking at the shape color key.
- 3- Each shape is going to be a specific color.
- 4- Use the LSL strategy of expansion by rephrasing or adding to what your child says. You can ask your child, "What shape is this"? He might respond with, "Square". You may expand by saying, "Yes, the square has 4 sides".
- 5- You can also make this a fun listening activity by having your own board and then take turns giving each other "instructions" for which shape to color next and then compare your page with your child's page.

VOCABULARY:

- | | |
|-------------|-------------|
| • Shape | • Spaceship |
| • Square | • Star |
| • Oval | • Circle |
| • Trapezoid | • Diamond |
| • Yellow | • Color |
| • White | • Red |
| • Blue | • Green |
| | • Orange |

HELPFUL TIPS:

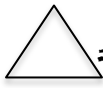
- Be sure to use and name the shapes as often as you can. Point out shapes that are in your own home so your child can make a connection.
- When using expansion, target using language that is one step above what your child says. For example, if she says, "Red diamond" you can expand by saying, "Yes, the red diamond has 2 points".
- Help your child make his or her own color key to make a new page.

Special thanks to graduate students in the Listening and Spoken Language Deaf Education graduate training program at Utah State University. These pages can be reproduced for educational purposes.



© Utah State University, Department of Communicative Disorders and Deaf Education

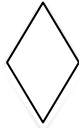
Shapes Color Key



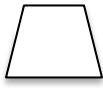
= green




= blue



= red



= orange



= white



= yellow

