



What I Want My Teacher to Know About My Hearing Loss



**A resource for parents
of children who are transitioning from a Deaf
Education program into a mainstream setting**

Developed by Jamie Pearce

In partial fulfillment of Master of Education degree

In Deaf Education

At Utah State University

Graduate project chair: Lauri Nelson

These materials were developed for families with children who are deaf or hard-of-hearing and the professionals that serve them. Materials may be reproduced for individual use, but content or design may not be altered without the expressed written consent of the author and Utah State University.

Many young children with hearing loss have been able to access early intervention services since their diagnosis. These families are used to the encouragement and support of many professionals along the way. So naturally, the transition to a general education classroom, while validating and exciting, can also be a time of uncertainty and apprehension.

Researchers have found two main factors that can result in a positive transition for students coming from a deaf preschool program to a mainstreamed kindergarten classroom: **communication & relationships** between parents and teachers from the future schools. These factors promote a feeling of teamwork and helps the transition process to run more smoothly.

Parents want their child to be successful and independent in an inclusive setting. When a child has a hearing loss, regardless of the degree, additional support is vital to their success in school. In addition to services outlined in your child's Individualized Education Plan (IEP), what information would be helpful to share with your child's classroom teacher?

Hi! I'm _____!

I have a hearing loss and an IEP. I wear _____ to help me hear, but I also need some help from you to be successful in class.

If you have any questions on any of this information, please contact my family:

Parents' names: _____

Phone #: _____ Email: _____

We would like to schedule a time to visit your classroom & talk with your class about my hearing devices and answer any questions. This is going to be a great year!

Once you know who your child's teacher will be, consider setting up a time to meet and talk about your child's specific needs. You are the expert on your child! Tell your family's story and find out what your child's teacher already knows about working with kids who have a hearing loss. Point out how your child learns best and ask the teacher to keep the bar of expectations high for your child, both socially and academically. Use our **'Student Launch Page'** to help your child introduce themselves and begin to explain about their hearing devices. We have also created a layered **flipbook** you can easily print, assemble, then give to your child's teacher as a reference.

"What I Want My Teacher to Know About Hearing Loss"

This reader-friendly flipbook contains pages with information on

- your specific child and their devices
- accommodations
- an overview on hearing loss
- technology
- Dos & Don'ts

This flipbook contains places for individual customization and can be assembled quickly. Simply cut on the dotted lines, line up the pages on the top edge, and staple along the top. We suggest you add a magnet to the back to keep the flipbook in an easily accessed place for your child's teacher (like the side of a filing cabinet).

Most teachers are happy and willing to do whatever it takes to help their students succeed. By being intentional in communicating with your child's teacher, you are creating a positive relationship that will ensure a great school year ahead!



Keep scrolling to the last form find the "**Student Launch Page**" where your child has the chance to introduce themselves.

Hi! I'm _____!



photo

I have a hearing loss and an IEP. I wear _____ to help me hear, but I also need some help from you to be successful in class.

If you have any questions on any of this information, please contact my family:

Parents' names:

Phone #:

Email:

We would like to schedule a time to visit your classroom & talk with your class about my hearing devices and answer any questions. This is going to be a great year!


Overview



- My devices don't fix hearing the way glasses fix vision problems, so additional help is still needed from you!
- These devices help me hear much better, but I may not always understand what I hear if the room is too noisy or if people talk too fast or on top of each other.
- My devices are my 'ears' and I need to wear them during all waking hours.
- I can learn and socialize just like other kids in my class!



Overview



Do

- Complete morning listening checks
- Speak clearly
- Repeat student responses to check for understanding
- Use an FM system daily
- Give extra wait time for processing
- Minimize extra noise (fans, noise from hallway, etc.)
- Get my attention before speaking
- Let a substitute know about these tips & how to use the FM system
- Check in often with me to make sure everything is going well

Don't

- Let me stand out among my classmates – please check with me subtly if you think I may have missed something
- Cover your mouth (even with paper or books) or turn your back while speaking
- Wait very long if you think there's a problem with my devices or FM system

Accommodations

- Facetime is important! Seating near the front of the class or near the point of instruction is very helpful. I need my best ear facing the action.
- Turn on captions if videos are shown in class (if I am an established reader).
- If I ask a classmate for clarification, I'm not trying to be disrespectful or talk out of turn.
- Please repeat directions or summarize other students' comments when possible so I don't miss anything.
- Help other students know how important it is to speak clearly and one at a time.
- Directions, especially for assignments and homework, are better followed if also provided in writing.
- Use visuals to support spoken instruction.
- Small groups are a great way to help me hear everything that is going on and be more likely to participate.
- Consider seating arrangements other than rows of desks – small groups or a large semi-circle may help me catch visual cues that help me better understand.

Other accommodations:

Accommodations



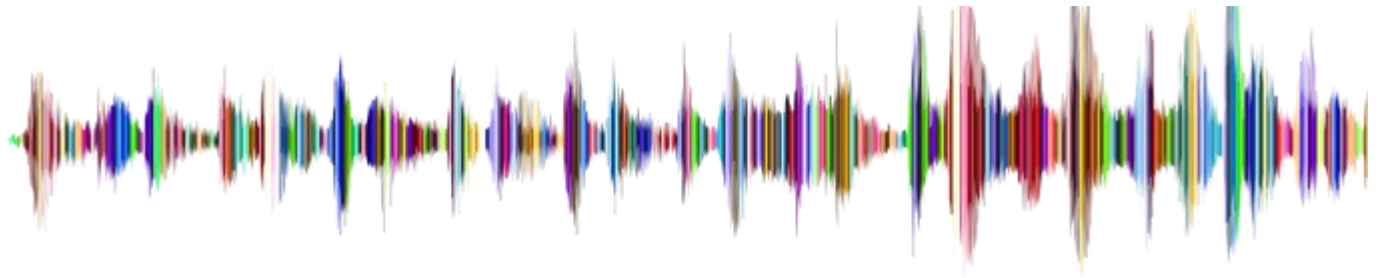
Technology

- If hearing aid batteries need to be changed, it cannot wait until recess or lunch.
 - I can change them myself, but I may need to get new ones from my backpack*
 - I need help changing them*
- **FM System:** This device contains a microphone and is worn on a lanyard around the teacher's neck. The microphone connects to my hearing devices. The purpose is to help me hear your voice louder and clearer.
 - Use this at all times in the classroom EXCEPT when I am not in the listening audience. Mute it for small groups I am not a part of, when having private conversations, and definitely when using the bathroom!
 - Charge it each night after school
- If you feel something is not working correctly, please let my parents or the district hearing specialist know as soon as possible so information from instruction is not lost.



District's hearing specialist:

District's audiologist:




Technology

Hi! My name is

_____.

This is my self-portrait:



I am years old.

My favorite color is: _____.

Three things I love are:

_____, _____, & _____.

I wear _____ to help me hear.

Something I like about my devices is:

_____.

Something I want you to know about me:

_____.